

# GLOBAL MISSION TRENDS

## The Great Shift

Year	% of all Christians in Europe and North America	% of all Christians in Latin America, Africa, Asia
1800	99%	1%
1900	82%	18%
1979	50%	50%
2020	33%	67%

For every one new believer in North America and Europe there are nearly 16 new believers in developing countries like Nigeria, Brazil, India and China.



The new faces of the Body of Christ

## Receivers Becoming Senders

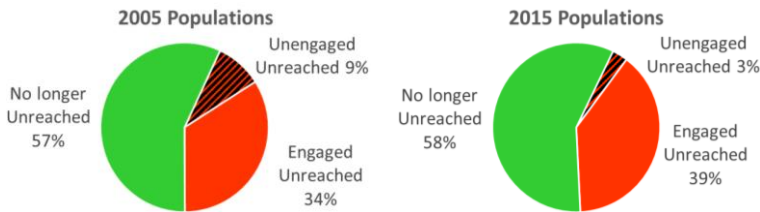
Rise of African, Asian and Latin American missionaries.



## Emphasis on Partnership

- Importance of both West and Global South missions efforts
- Not a passing of the baton, but a cooperative equal partnership.
- Often West providing expertise, training and innovation and Global South providing manpower, cultural-nearness and zeal.
- Emergence of international mission teams.

## Good at Engaging, Poor at Reaching



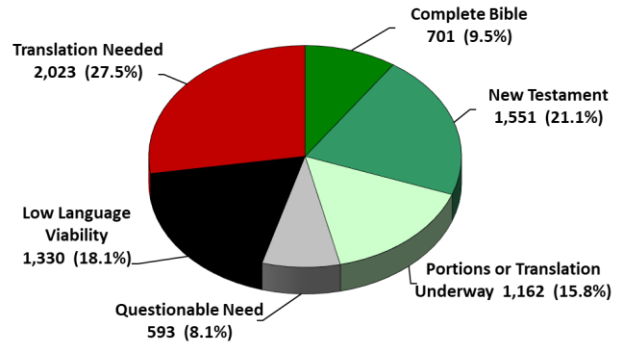
Unengaged unreached people groups (UUPGs) population shrunk from 9% of world's population in 2005 to about 3% in 2015. Great! Unreached people groups (UPGs) – the combined striped and solid red portions of the charts – only declined from 43% in 2005 to 42% in 2015. Not so good!

## Plateaued Global Missionary Workforce

Year	Cross-cultural, long-term missionaries
2000	420,000
2020	450,000

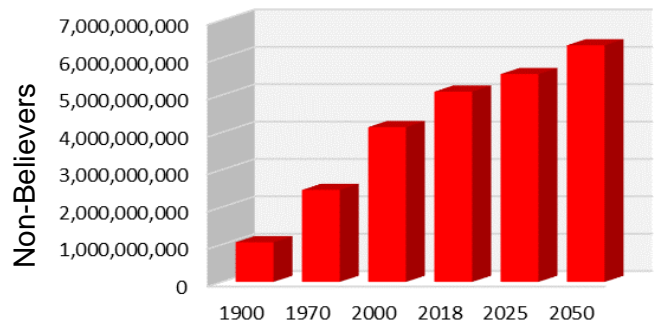
Only .35% annual growth rate.  
Percentage wise sending fewer missionaries.

## Acceleration of Bible Translation



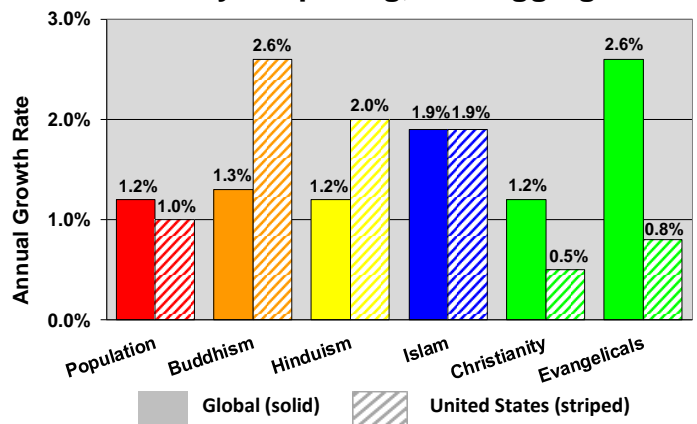
The New Testament has been translated into the mother tongue of over 90% of the world's population. However, over 2,000 languages still need Bible translations to even begin.

## Growing Absolute Number of Non-Believers



More non-Christians alive today than at any other time in history.

## Evangelical Growth: Globally Outpacing, US Lagging



Globally – Evangelicals growing faster than all major religions  
United States – all major religions growing faster than Evangelicals.

## Other Global Trends

